



# BEST PRICE & BEST CHOICE

# MADE IN JAPAN

JAPANESE SUSHI MACHINE  
MANUFACTURE

TOP, INC.





# MADE IN JAPAN 2 YEARS WARRANTY

BEST PRICE & BEST CHOICE



PRODUCT CODE: X1

## 藤-FUJI-

Mobile sushi machine  
W17×D34×H35(cm) | 7.5kg  
AC220~240V 50HZ | 14W  
1200 pieces per hour



PRODUCT CODE: X2

## 富-TOMI-

Sushi ball machine  
W30×D50×H59(cm) | 31kg  
AC220~240V 50HZ | 40W  
2800 pieces per hour



ONLY FOR ASIAN MODELS AS LIMITED EDITION



PRODUCT CODE: X3

## 松-MATSU-

Sushi roll / sheet machine  
W38×D59×H56(cm) | 40kg  
AC220~240V 50HZ | 90W  
120~240 rolls per hour  
500 sheets per hour



PRODUCT CODE: X4

## 雅-MASA-

Sushi cutter  
W36×D41×H58(cm) | 17kg  
700 pieces per hour



PRODUCT CODE: X5

## 信-NOBU-

Sushi ball machine (Re-make by hand)  
W32×D49×H59(cm) | 30kg  
AC220~240V 50HZ | 100W  
2500 pieces per hour



PRODUCT CODE: X6

## 鷹-TAKA-

Onigiri machine  
W30×D55×H68(cm) | 30kg  
AC220~240V 50HZ | 60W  
500 pieces per hour



EXW:OSAKA(JPN)

ONLY FOR ASIAN MODELS AS LIMITED EDITION



MOBILE SUSHI MACHINE X1(藤-FUJI-)



SPEED

**1200 PIECES / PER HOUR**

1 piece / per 3 seconds

With our patented technology, you can make delicious and well-shaped sushi balls.



SENSOR

**AUTOMATIC STOP**

Automatic stop sensor indicate and stops if there are 4 balls on the turning table.



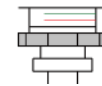
HOPPER

**SUSHI RICE CAPACITY**

1 kg

SOFT ↔ HARD

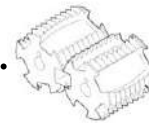
TORQUE KEEPER



**SOFTNESS ↔ HARDNESS ADJUSTMENT**

4 levels adjustable

- 1: very soft
- 2: soft
- 3: recommend
- 4: hard



ROLLER

**SUSHI SIZE**

Sushi size | 16.18.20.22.24.26.30g  
Tawara size | 30.35g

Can easily be changed by changing the size of the roller.

## PRODUCT SPECIFICATIONS



Model | X1

Production Capacity | 1200 pieces / per hour

Sushi Rice Capacity | 1kg

Sushi Ball Size Adjustment | Manual replacement of rollers

Dimension | W17×D34×H35(cm)

Weight | 7.5kg

Power Supply | AC220~240V 50HZ

Energy Usage | 14W

# ONLY FOR ASIAN MODELS AS LIMITED EDITION



## SUSHI BALL MACHINE X2(富-TOMI-)



### SPEED

**2800 PIECES / PER HOUR**

1 piece / per 1.3 seconds

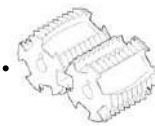
With our patented technology, you can make delicious and well-shaped sushi balls.



### HOPPER

**SUSHI RICE CAPACITY**

4.5 kg



### ROLLER

**SUSHI SIZE**

Sushi size | 16.18.20.22.24.26.30g  
Tawara size | 30.35g

Can easily be changed by changing the size of the roller.

SOFT ← → HARD

### TORQUE KEEPER



**SOFTNESS⇔HARDNESS ADJUSTMENT**

4 levels adjustable

- 1: very soft
- 2: soft
- 3: recommend
- 4: hard

### SENSOR

**AUTOMATIC STOP**

Automatic stop sensor indicate and stops if there are full balls on the turn table.

## PRODUCT SPECIFICATIONS



Model | X2

Production Capacity | 2800 pieces / per hour

Sushi Rice Capacity | 4.5kg

Sushi Ball Size Adjustment | Manual replacement of rollers

Dimension | W30×D48×H59(cm)

Weight | 31kg

Power Supply | AC220~240V 50HZ

Energy Usage | 90W



# ONLY FOR ASIAN MODELS AS LIMITED EDITION



## SUSHI ROLL / SHEET MACHINE X3(松-MATSU-)



DIGITAL PANEL

### SUSHI SHEET SIZE ADJUSTMENT

It has 3 types of registration, and the settings can be easily changed.

- Thin
- Medium Thin
- Medium
- Medium Thick
- Thick
- Extra Thick



HOPPER

### SUSHI RICE CAPACITY

9 kg



SHEET TABLE

### SHEET MODE

500 sheets / per hour

ROLL TABLE

### ROLL MODE

120~240 rolls / per hour



CONTROL PANEL

### WARMER

Keep warm feature  
35 degree

### DENSITY


Standard setting

- 5 (Thin / Medium Thin roll)
- 6 (Medium / Medium Thick roll)
- 8 (Thick / Extra Thick roll)

### EMERGENCY STOP

Press to stop

## PRODUCT SPECIFICATIONS



Model | X3

Production Capacity | Roll mode | 120~240 rolls / per hour

Sheet mode | 500 sheets / per hour

Sushi Rice Capacity | 9kg

Sushi Sheet Size Adjustment | Digital panel operation

Start and Roll function | Manual

Dimension | W38×D59×H56(cm)

Weight | 40kg

Power Supply | AC220~240V 50HZ

Energy Usage | 90W

ONLY FOR ASIAN MODELS AS LIMITED EDITION



SUSHI CUTTER X4(雅-MASA-)



SPEED

**700 PIECES / PER HOUR**

1 piece / per 5 seconds



CUTTER SIZE

**AVAILABILITY SIZE  
OF CUTTER**

9 types of setting

[W180mm type] 4, 6, 8, 9, 10 pieces cut  
[W200mm type] 4, 8, 9, 10 pieces cut

## PRODUCT SPECIFICATIONS



Model | X4  
Production Capacity | 700 pieces / per hour  
Type | Manual  
Dimension | W36×D41×H58(cm)  
Weight | 17kg

ONLY FOR ASIAN MODELS AS LIMITED EDITION



SUSHI BALL MACHINE X5(信-NOBU-)



DIGITAL PANEL

### SUSHI BALL SIZE ADJUSTMENT

10~40g  
Digital panel operation



HOPPER

### SUSHI RICE CAPACITY

6 kg



SUSHI BALL

### OMAKASE STYLE

Re-make by hand

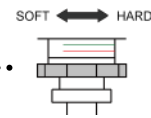
Quantitative division machine  
Need to re-make.



SPEED

### 2000 PIECES / PER HOUR

1 piece / per 1.8 seconds



TORQUE KEEPER

### SOFTNESS⇄HARDNESS ADJUSTMENT

4 levels adjustable

- 1: very soft
- 2: soft
- 3: recommend
- 4: hard



SENSOR

### AUTOMATIC STOP

Automatic stop sensor indicate and stops if there are full balls on the turn table.

## PRODUCT SPECIFICATIONS



Model | X5  
Production Capacity | 2000 pieces / per hour  
Sushi Rice Capacity | 6kg  
Sushi Ball Size Adjustment | Digital panel operation  
Dimension | W30×D55×H68(cm)  
Weight | 30kg  
Power Supply | AC220~240V 50HZ  
Energy Usage | 100W

# ONLY FOR ASIAN MODELS AS LIMITED EDITION



ONIGIRI MACHINE X6(鷹-TAKA-)



HOPPER

## RICE CAPACITY

6 kg



ONIGIRI TABLE

## ONIGIRI MODE


500 pieces / per hour



SUSHI TABLE

## SUSHI MODE

3000 pieces / per hour



ROLLER

## ONIGIRI SIZE

Equilateral triangle



S : 80g  
M : 90g  
L : 100g

Round triangle



S : 80g  
M : 90g  
L : 100g

ROLLER

## SUSHI SIZE



S : 18g  
M : 20g  
L : 22g

## PRODUCT SPECIFICATIONS



Model | X6

Production Capacity | Onigiri mode | 500 pieces / per hour  
Sushi mode | 3000 pieces / per hour

Rice Capacity | 6kg

Onigiri Size Adjustment | Manual replacement of rollers

Start and Roll function | Manual

Dimension | W30×D55×H68(cm)

Weight | 30kg

Power Supply | AC220~240V 50HZ

Energy Usage | 60W